

*The
Benchmark
of Quality*



Northern Pipe Products Inc.

1302 39th ST N, Fargo, ND 58102-2808
phone 701-282-7655 • toll free 800-747-7655 • fax 701-282-2887
www.northernpipe.com



**northern
PIPE PRODUCTS**


Well Spec

PVC Well Casing



- ASTM F-480 NSF/WC
- ASTM D-2241 NSF/PW
- ASTM D-1785 NSF/PW

- Extruded from finest quality resin compounds available
- Light, durable and corrosion resistant
- Northern's deep sockets





**PVC WATER WELL CASING PIPE
ASTM F-480**

Northern Pipe Products PVC pressure-rated water well casing pipe is manufactured from compounds conforming to requirements of ASTM F-480 in accordance with ASTM D-1784 with cell classification 12454B. The belled end pressure pipe meets or exceeds specification ASTM F-480 and is available in sizes 2-inch through 12-inch. Northern Pipe Products well casing pipe carries the NSF mark of acceptance and is manufactured in 20-foot lengths. Spigot ends are beveled and insertion depths are marked for correct installation.

ASTM F-480 SDR-26

Size	O.D.	I.D.	Wall	Max Bury Depth	Socket Depth	Feet Per Bale	Weight Per Bale
4"	4.500	4.154	0.173	120'	6.0"	580'	920#
4 1/2"	4.950	4.570	0.190	120'	6.0"	580'	1100#
5"	5.563	5.135	0.214	120'	7.0"	460'	1115#
6"	6.625	6.115	0.255	120'	6.5"	400'	1380#
8"	8.625	7.961	0.332	120'	7.0"	200'	1168#
10"	10.750	9.924	0.413	120'	7.5"	240'	2174#
12"	12.750	11.770	0.490	120'	8.5"	160'	2048#

ASTM F-480 SDR-21

Size	O.D.	I.D.	Wall	Max Bury Depth	Socket Depth	Feet Per Bale	Weight Per Bale
2"	2.375	2.149	0.113	235'	3.0"	2100'	1102#
3"	3.500	3.166	0.167	235'	4.0"	920'	1050#
4"	4.500	4.072	0.214	235'	6.0"	580'	1125#
5"	5.563	5.033	0.265	235'	7.0"	460'	1360#
6"	6.625	5.993	0.316	235'	6.5"	400'	1688#
8"	8.625	7.805	0.410	235'	7.0"	200'	1428#
10"	10.750	9.728	0.511	235'	7.5"	240'	2664#
12"	12.750	11.538	0.606	235'	8.5"	160'	2510#

ASTM F-480 Sch40

Size	O.D.	I.D.	Wall	Max Bury Depth	Socket Depth	Feet Per Bale	Weight Per Bale
2"	2.375	2.067	0.154	630'	3.0"	2100'	1476#
3"	3.500	3.068	0.216	540'	4.0"	920'	1340#
4"	4.500	4.026	0.237	325'	6.0"	580'	1235#
4 1/2"	4.950	4.454	0.248	275'	6.0"	580'	1430#
5"	5.563	5.047	0.258	215'	7.0"	460'	1330#
6"	6.625	6.065	0.280	160'	6.5"	400'	1504#
8"	8.625	7.981	0.322	110'	7.0"	200'	1132#

ASTM F-480 SDR-17

Size	O.D.	I.D.	Wall	Max Bury Depth	Socket Depth	Feet Per Bale	Weight Per Bale
4"	4.500	3.970	0.265	450'	6.0"	580'	1374#
5"	5.563	4.909	0.327	450'	7.0"	460'	1660#
6"	6.625	5.845	0.390	450'	6.5"	400'	2056#
8"	8.625	7.609	0.508	450'	7.0"	200'	1750#
10"	10.750	9.486	0.632	450'	7.5"	240'	3256#
12"	12.750	11.250	0.750	450'	8.5"	160'	3068#



**PVC PRESSURE PIPE
AWWA Standard C-900-07
Water Distribution Pipe**

Northern Pipe Products PVC AWWA C-900-07 PVC Pressure Pipe is manufactured from compounds conforming to cell classification of 12454B as defined in ASTM D-1784. The pipe meets the requirements of the AWWA C-900-07 standard specification for polyvinyl chloride water distribution pipe. The integral bell joint system meets the requirements of ASTM D-3139 and utilizes an elastomeric seal meeting the specification defined in ASTM F-477. Northern Pipe Products AWWA C-900-07 Pressure Pipe for potable water carries the NSF Standard 61, the Canadian Standards Association Standard B137.3 and the Underwriters Laboratories Inc. Standard 1285 marks of acceptance. The AWWA C900-07 DR-18 and DR-14 pipe also carries the Factory Mutual Research Water Distribution Pipe for Underground Fire Protection Service mark of acceptance. The pipe is furnished in 20-foot laying lengths. The spigot ends are beveled and insertion depths are marked for correct installation.

AWWA C-900-07
Cell Classification 12454-B

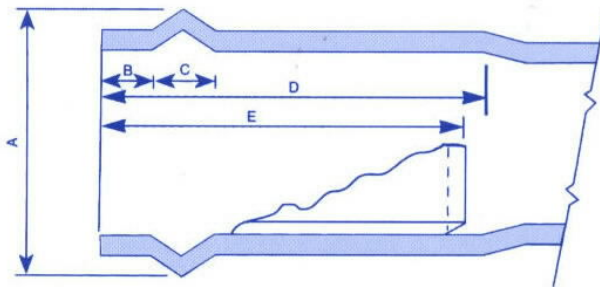
Nominal Pipe Size Inches	Pipe O.D. Inches	DR-25 (165 PSI)		DR-18 (235 PSI)		DR-14 (305 PSI)	
		Min. Wall Inches	Weight Lbs./Ft.	Min. Wall Inches	Weight Lbs./Ft.	Min. Wall Inches	Weight Lbs./Ft.
4	4.800	.192	1.87	.267	2.55	.343	3.22
6	6.900	.276	3.90	.383	5.29	.493	6.70
8	9.050	.362	6.69	.503	9.15	.646	11.55
10	11.100	.444	10.11	.617	13.82	.793	17.46
12	13.200	.528	14.32	.733	19.56	.943	24.75

Note: The FM Approvals Pressure Class is 150 PSI for DR-18 and 200 PSI for DR-14.



**PVC AWWA C-900
POTABLE WATER DISTRIBUTION PIPE
Gasketed Pipe Specifications**

Northern Pipe Products PVC gasketed AWWA C-900 PVC water distribution pipe is manufactured with gasketed joints conforming to the specifications of ASTM D-3139. The gaskets are manufactured to conform to the requirements of ASTM F-477. The spigot ends are beveled and insertion depths are marked for correct installation. Northern Pipe Products employs the Rieber Gasket System. The Rieber joining system is a factory made “locked-in” flexible elastomeric seal. The gasket is installed in the bell race during the manufacture of the joint. It should not be removed for any reason, as destruction of the joint will occur.



- A. Gasket Groove (Race) O.D.
- B. Lip Length
- C. Gasket Groove (Race) Length
- D. Overall Joint
- E. Spigot Insertion Depth

LOCKED-IN GASKET JOINT

Pipe Size Inches	Dimensions in Inches				
	A	B	C	D	E
4	6.50	1.500	1.125	6.000	6.000
6	9.00	1.750	1.250	6.500	6.250
8	11.50	2.000	1.500	7.500	7.500
10	14.00	2.500	1.750	8.750	9.000
12	16.50	3.000	1.875	9.750	10.000



AWWA C-905 Water Transmission Pipe

Northern Pipe Products PVC AWWA C-905 PVC Water Transmission Pipe is manufactured from compounds conforming to cell classification of 12454 as defined in ASTM D-1784. The pipe meets the requirements of the AWWA C-905 standard specification for polyvinyl chloride water transmission pipe. The integral bell joint system meets the requirements of ASTM D-3139 and utilizes an elastomeric seal meeting the specification defined in ASTM F-477. Northern Pipe Products AWWA C-905 Pressure Pipe for potable water carries the NSF Standard 61 and the Underwriters Laboratories Inc. Standard 1285 marks of acceptance. The 14" and 16" diameter DR-25 and DR-18 also carries the Factory Mutual Research Water Distribution Pipe for Underground Fire Protection Service mark of acceptance. The pipe is furnished in 20-foot laying lengths. The spigot ends are beveled and insertion depths are marked for correct installation.

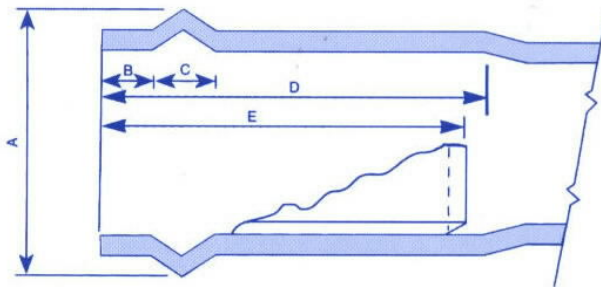
AWWA C905 Cell Classification 12454

Nominal Pipe Size Inches	Pipe O.D. Inches	DR-25 (165 PSI)		DR-18 (235 PSI)	
		Min. Wall Inches	Weight Lbs./Ft.	Min. Wall Inches	Weight Lbs./Ft.
14	15.30	.612	19.35	.850	26.50
16	17.40	.696	25.20	.967	34.50
18	19.50	.780	31.65	1.083	43.40
20	21.60	.864	39.00	1.200	53.50
24	25.80	1.032	56.00	1.433	76.50
30	32.00	1.280	88.00	--	--



**PVC AWWA C-905
POTABLE WATER TRANSMISSION PIPE
Gasketed Pipe Specifications**

Northern Pipe Products PVC gasketed AWWA C-905 PVC water transmission pipe is manufactured with gasketed joints conforming to the specifications of ASTM D-3139. The rubber gaskets are manufactured to conform to the requirements of ASTM F-477. The spigot ends are beveled and insertion depths are marked for correct installation. Northern Pipe Products employs the Rieber Gasket System. The Rieber joining system is a factory made “locked-in” flexible elastomeric seal. The gasket is installed in the bell race during the manufacture of the joint. It should not be removed for any reason, as destruction of the joint will occur.



- A. Gasket Groove (Race) O.D.
- B. Lip Length
- C. Gasket Groove (Race) Length
- D. Overall Joint
- E. Spigot Insertion Depth

LOCKED-IN GASKET JOINT

Pipe Size Inches	Dimensions in inches				
	A	B	C	D	E
14	18.25	3	2	10	10.5
16	20.50	3	2.25	10	10.5
18	23.25	3.5	2.44	11.25	11.5
20	25.60	3.5	2.70	11.25	11.5
24	30.25	3.5	3.00	11.25	11.5



**ASTM D-2241 PRESSURE PIPE
Gasketed Pipe Product Data**

Northern Pipe Products ASTM D-2241 IPS Pressure-Rated Pipe is manufactured from compounds conforming to cell class 12454B in accordance with ASTM D-1784. Pipe 1½-inch through 12-inch is made with an integral bell joining system which meets ASTM D-3139 and utilizes an elastomeric seal meeting the specification defined in ASTM F-477. Northern Pipe Products Pressure Pipe for potable water carries the NSF Standard 14 and the CSA (Canadian Standards Association) marks of acceptance. It is manufactured in 20-foot and 40-foot laying lengths. Spigots ends are beveled and insertion depths are marked for correct installation.

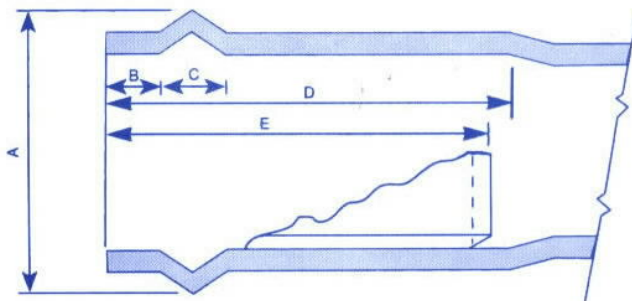
**ASTM D-2241 IPS Pressure Pipe
Cell Classification 12454B**

Nominal Pipe Size Inches	Pipe O.D. Inches	SDR 26 (160 PSI)			SDR 21 (200 PSI)			SDR 17 (250 PSI)		
		Min. Wall Inches	Weight Lbs./Ft.		Min. Wall Inches	Weight Lbs./Ft.		Min. Wall Inches	Weight Lbs./Ft.	
			20' Lgth.	40' Lgth.		20' Lgth.	40' Lgth.		20' Lgth.	40' Lgth.
1½	1.900		NA	NA	0.090	0.341	0.338	0.112	0.419	0.415
2	2.375	0.090	0.436	0.431	0.113	0.536	0.531	0.140	0.656	0.650
2½	2.875	0.110	0.639	0.632	0.137	0.789	0.780	0.169	0.962	0.950
3	3.500	0.140	0.956	0.944	0.167	1.171	1.157	0.206	1.427	1.411
4	4.500	0.170	1.580	1.560	0.214	1.930	1.910	0.265	2.370	2.340
5	5.563	0.210	2.420	2.390	0.265	2.970	2.930	0.327	3.620	3.570
6	6.625	0.260	3.440	3.390	0.316	4.230	4.160	0.390	5.150	5.080
8	8.625	0.330	5.840	5.750	0.410	7.140	7.030	0.508	8.750	8.610
10	10.75	0.410	9.110	8.940	0.511	11.160	10.960	0.632	13.650	13.400
12	12.750	0.490	12.820	12.650	0.606	15.700	15.450	0.750	19.200	18.950
14	14.000	0.538	15.30							
16	16.000	0.615	20.00							



PVC IPS PRESSURE-RATED PIPE Gasketed Joint Specifications

Northern Pipe Products PVC gasketed IPS Pressure-Rated Pipe Water Transmission Pipe is made with gasketed joints conforming to ASTM D-3139 when measured in accordance with ASTM D-2122. Gaskets shall be manufactured to conform to the requirements of ASTM F-477. Spigot ends are beveled and insertion depths are marked. Northern Pipe Products employs the Rieber Gasket System. The Rieber joining system is a factory made "locked-in" flexible elastomeric seal. The gasket is installed in the bell race during manufacture of the joint. It should not be removed for any reason; destruction of the joint occurs.



- A. Gasket Groove (Race) O.D.
- B. Lip Length
- C. Gasket Groove (Race) Length
- D. Overall Joint Depth
- E. Spigot Insertion Depth

**Locked-In Gasket
Gasketed Joint
Sizes 1½" through 12"**

LOCKED-IN GASKET JOINT

Pipe Size Inches	Dimensions in Inches				
	A	B	C	D	E
1½	2.560	.625	.820	4.000	3.000
2	3.090	.750	.760	4.250	3.750
2½	3.825	1.000	1.090	4.500	4.000
3	4.550	1.000	1.130	4.750	4.250
4	5.650	1.250	1.150	5.750	5.250
5	6.790	1.250	1.250	6.250	6.000
6	8.100	1.500	1.375	6.750	6.500
8	10.350	1.500	1.500	7.250	7.000
10	12.700	1.750	1.750	8.250	8.000
12	14.900	1.750	1.900	8.750	8.750



**PVC PRESSURE IRRIGATION PIPE
Product Data**

Northern Pipe Products PVC IPS Pressure-rated irrigation pipe is manufactured from compounds conforming to cell class 12454B in accordance with ASTM D-1784. The irrigation pipe is made from potable water compounds, and carries the NSF Standard 14 mark of acceptance. The 4-inch through 15-inch diameters are also Canadian Standards Association Standard B137.3 listed. The 3-inch through 15-inch pipe is available with an integral bell joint that meets ASTM D-3139 and utilizes an elastomeric seal meeting ASTM F-477. Belled end pipe for solvent welded joints meet or exceed the specifications of ASTM D-2672 and is available in the 3-inch through 12-inch sizes. The pipe standard laying length is 20 feet. 40-foot lengths are available in 3-inch through 12-inch sizes on special order. Spigot ends are beveled and insertion depths are marked for correct installation.

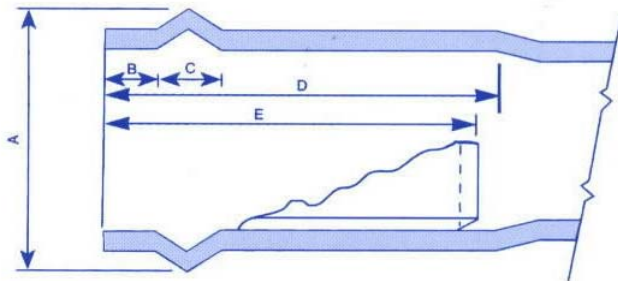
**PVC Pressure Irrigation Pipe
Cell Classification 12454-B**

Nominal Pipe Size Inches	Pipe O.D. Inches	SDR-41 (100 PSI)			SDR-32.5 (125 PSI)		
		Min. Wall Inches	Weight Lbs./Ft.		Min. Wall Inches	Weight Lbs./Ft.	
			20' Lgth.	40' Lgth.		20' Lgth.	40' Lgth.
3	3.500		NA	NA	.108	.77	.76
4	4.500		NA	NA	.138	1.27	1.26
6	6.625	.162	2.22	2.19	.204	2.78	2.74
8	8.625	.210	3.75	3.69	.265	4.70	4.63
10	10.750	.262	5.85	5.75	.331	7.34	7.22
12	12.750	.311	8.26	8.15	.392	10.34	10.20
15 (PIP)	15.300	.375	11.85	NA	.471	14.78	NA



PRESSURE-RATED IRRIGATION PIPE Gasketed Joint Dimensions

Northern Pipe Products PVC gasketed IPS Pressure-Rated Irrigation Pipe is made with gasketed joints conforming to ASTM D-3139 when measured in accordance with ASTM D-2122. Gaskets shall be manufactured to conform to the requirements of ASTM F-477. Spigot ends are beveled and insertion depths are marked. Northern Pipe Products employs the Rieber Gasket System. The Rieber joining system is a factory made "locked-in" flexible elastomeric seal. The gasket is installed in the bell race during manufacture of the joint. It should not be removed for any reason; destruction of the joint occurs.



- A. Gasket Groove (Race) O.D.
- B. Lip Length
- C. Gasket Groove (Race) Length
- D. Overall Joint Depth
- E. Spigot Insertion Depth

**Locked-In Gasket
Gasketed Joint
Sizes 3" through 15"**

LOCKED-IN GASKET JOINT

Pipe Size Inches	Dimensions in Inches				
	A	B	C	D	E
3	4.550	1.000	1.130	4.750	4.250
4	5.650	1.250	1.150	5.750	5.250
6	8.100	1.500	1.375	6.750	6.500
8	10.350	1.500	1.500	7.250	7.000
10	12.700	1.750	1.750	8.250	8.000
12	14.900	1.750	1.900	8.750	8.750
15	16.900	1.750	1.400	7.000	6.500



PVC PRESSURE PIPE
Schedule 40 – ASTM D-1785
Product Data

Northern Pipe Products PVC IPS Pressure-Rated SCH 40 Pipe is manufactured from compounds conforming to cell class 12454B in accordance with ASTM D-1784. The Belled End Pipe meets or exceeds specification ASTM D-2672, is made from potable water compounds, and carries the NSF Standard 14 mark of acceptance. The ¾ -inch and 1 ¼-inch through 12-inch diameter pipe sizes are also Canadian Standards Association Standard B137.3 listed. Well Casing Pipe meets or exceeds specification ASTM F-480 and is available in sizes 2-inch through 8-inch pipe sizes. Plain end and bell end pipe sizes 1 ¼ -inch through 12-inch are dual marked with specification ASTM D-2665 (Plastic Drain, Waste, and Vent Pipe). Pipe standard length is 20 feet. 4" and 8" sizes represent laying length and all other diameters represent overall length. Spigot ends are beveled and insertion depths are marked for correct installation.

PVC Sch 40 Pressure Pipe
Cell Classification 12454B

Nominal Pipe Size Inches	Pipe O.D. Inches	Pipe Pressure Rating PSI	SCH 40 Plain End		SCH 40 Bell End		SCH 40 Well Casing	
			Min. Wall Inches	Weight 20' Lgth. Lbs./Ft.	Min. Wall Inches	Weight 20' Lgth. Lbs./Ft.	Min. Wall Inches	Weight 20' Lgth. Lbs./Ft.
¾	1.050	480	0.113	0.218	0.113	0.218		
1	1.315	450	0.133	0.323	0.133	0.323		
1 ¼	1.660	370	0.140	0.437	0.140	0.437		
1 ½	1.900	330	0.145	0.523	0.145	0.523		
2	2.375	280	0.154	0.703	0.154	0.703	0.154	0.703
2 ½	2.875	300	0.203	1.114	0.203	1.114	0.203	1.114
3	3.500	260	0.216	1.457	0.216	1.457	0.216	1.457
4	4.500	220	0.237	2.080	0.237	2.130	0.237	2.130
4 ½	4.950		0.248	2.400	0.248	2.460	0.248	2.460
5	5.563	190	0.258	2.810	0.258	2.890	0.258	2.890
6	6.625	180	0.280	3.650	0.280	3.760	0.280	3.760
8	8.625	160	0.322	5.490	0.322	5.660	0.322	5.660
10	10.750	140	0.365	7.790	0.365	7.790		
12	12.750	130	0.406	10.300	0.406	10.300		
14	14.000	130	0.437	12.500	0.437	12.500		
16	16.000	130	0.500	16.300	0.500	16.300		



**PVC ASTM D-2241 PRESSURE PIPE
Solvent Weld Joint Product Data**

Northern Pipe Products PVC IPS Pressure-Rated Pipe is manufactured from compounds conforming to cell class 12454B in accordance with ASTM D-1784. The Belled End Pipe meets or exceeds the specifications of ASTM D-2672, is made from potable water compounds, and carries the NSF Standard 14 mark of acceptance. The 2-inch through 12-inch diameter SDR 26, the 1 ½-inch through 12-inch diameter SDR 21, and the 1 ½-inch through 12-inch diameter SDR 17 pipe sizes are also Canadian Standards Association Standard B137.3 listed. Well Casing Pipe meets or exceeds specification ASTM F-480 and is available in sizes 2-inch through 12-inch pipe sizes. The pipe standard length is 20 feet. 40-foot lengths are available in 1 ½-inch through 12-inch sizes on special order. ¾" through 3" sizes represent overall length and 4" through 12" sizes represent laying length. Spigot ends are beveled and insertion depths are marked for correct installation.

**ASTM D 2241
Cell Classification 12454B**

Nominal Pipe Size Inches	Pipe O.D. Inches	SDR-26 (160 PSI)			SDR-21 (200 PSI)			SDR-17 (250 PSI)		
		Min. Wall Inches	Weight Lbs./Ft.		Min. Wall Inches	Weight Lbs./Ft.		Min. Wall Inches	Weight Lbs./Ft.	
			20' Lgth.	40' Lgth.		20' Lgth.	40' Lgth.		20' Lgth.	40' Lgth.
1 ½	1.900		NA	NA	0.090	0.341	0.338	0.112	0.419	0.415
2	2.375	0.091	0.436	0.431	0.113	0.536	0.531	0.140	0.656	0.650
2 ½	2.875	0.110	0.639	0.632	0.137	0.789	0.780	0.169	0.962	0.950
3	3.500	0.135	0.956	0.944	0.167	1.170	1.160	0.206	1.430	1.410
4	4.500	0.173	1.580	1.560	0.214	1.930	1.910	0.265	2.370	2.340
5	5.563	0.214	2.420	2.390	0.265	2.970	2.930	0.327	3.620	3.570
6	6.625	0.255	3.440	3.390	0.316	4.230	4.160	0.390	5.150	5.080
8	8.625	0.332	5.840	5.750	0.410	7.140	7.030	0.508	8.750	8.610
10	10.750	0.413	9.110	8.940	0.511	11.160	10.960	0.632	13.650	13.400
12	12.750	0.490	12.820	12.650	0.606	15.70	15.450	0.750	19.200	18.950
14	14.000	0.538	15.300							
16	16.000	0.615	20.000							

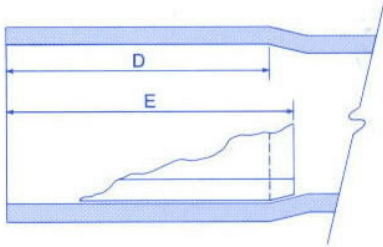
The
Benchmark
of Quality



Northern Pipe Products Inc.

1302 39th ST N, Fargo, ND 58102-2808
phone 701-282-7655 • toll free 800-747-7655 • fax 701-282-2887
www.northernpipe.com

IPS Pressure-Rated PVC Pipe – Solvent Weld Joint Dimensions



- NOTE 1: All SDR-17 pipe is available on special order only.
- NOTE 2: 4-inch through 12-inch solvent weld joint pressure pipe is dual marked with ASTM D-2241 and ASTM F-480 well casing pipe.
- NOTE 3: 2-inch through 3-inch solvent weld IPS well casing pipe is available on special order.
- NOTE 4: NA denotes Not Available.
- NOTE 5: 40' lengths are available on special order only.

Nominal Pipe Size Inches	Socket Depth "D" Inches	Overall Spigot Insertion Depth "E" Inches
3/4	2.000	2.000
1	2.000	2.000
1 1/4	2.500	2.500
1 1/2	3.000	3.000
2	3.000	3.000
2 1/2	3.500	3.750
3	4.000	4.250
4	6.000	6.250
4 1/2	6.000	6.250
5	7.000	7.500
6	6.500	7.000
8	7.000	7.500
10	7.500	8.000
12	8.500	8.750

The
Benchmark
of Quality



Northern Pipe Products Inc.

1302 39th ST N, Fargo, ND 58102-2808
phone 701-282-7655 • toll free 800-747-7655 • fax 701-282-2887
www.northernpipe.com

PVC 1120 PRESSURE PIPE

ASTM D-2241

Plain End Dimensions and Weights

Northern Pipe Products PVC IPS pressure rated pipe is manufactured from components conforming to requirements of ASTM D-2241 in accordance with ASTM D-1784, and meets Cell Classification 12454-B.

Size Inches	O.D. Inches	100 PSI SDR-41	125 PSI SDR-32.5	160 PSI SDR-26	200 PSI SDR-21	250 PSI SDR-17	315 PSI SDR-13.5
¾	1.050				.930 .060 .122	.926 .062* .126	.894 .078* .156
1	1.315				1.189 .063 .162	1.161 .077* .196	1.121 .097* .243
1¼	1.660			1.532 .064 .210	1.502 .079 .257	1.464 .098* .314	1.404 .123* .388
1½	1.900			1.754 .073 .274	1.720 .090 .335	1.676 .112 .411	1.618 .141* .510
2	2.375			2.193 .091 .427	2.149 .113 .525	2.095 .140 .643	2.023 .176* .795
2½	2.875			2.655 .110 .625	2.601 .137 .771	2.537 .169 .939	2.449 .213* 1.165
3	3.500		3.284 .108 .753	3.230 .135 .933	3.166 .167 1.143	3.088 .206 1.394	2.982 .259* 1.724
3½	4.000		3.754 .123* .98	3.692 .154* 1.22	3.620 .190* 1.49	3.530 .235* 1.82	
4	4.500	4.280 .110* .99	4.224 .138 1.24	4.154 .173 1.54	4.072 .214 1.89	3.970 .265 2.31	3.834 .333* 2.85
5	5.563	5.291 .136* 1.52		5.135 .214 2.35	5.033 .265 2.89	4.909 .327 3.52	
6	6.625	6.301 .162 2.15	6.217 .204 2.69	6.115 .255 3.34	5.993 .316 4.10	5.845 .390 5.00	5.643 .491* 6.19
8	8.625	8.205 .210 3.63	8.095 .265 4.55	7.961 .332 5.66	7.805 .410 6.92	7.609 .508 8.47	
10	10.750	10.226 .262 5.65	10.088 .331 7.09	9.924 .413 8.77	9.728 .511 10.75	9.486 .632 13.14	
12	12.750	12.128 .311 7.95	11.966 .392 9.95	11.770 4.90 12.34	11.538 .606 15.12	11.250 .750 18.49	

1st No. = I.D. 2nd No. = Wall (min.) 3rd No. = Weight per foot

*Denotes FOR REFERENCE ONLY, NOT AVAILABLE BY NORTHERN PIPE PRODUCTS.



PVC IPS PRESSURE PIPE
Truckload Data

Size Inches	O.D. Inches	Plain End		Gasket Joint				Solvent Weld	
		Ft / Pallet	Ft./T.L.	Ft / Pallet		Ft / T.L.		Ft / Pallet	Ft./T.L.
		20' Lengths		20' Lengths	40' Lengths	20' Lengths	40' Lengths	20' Lengths	
¾	1.050	8,100	226,800					8,100	226,800
1	1.315	6,300	176,400					6,300	176,400
1 ¼	1.660	4,000	112,000					4,000	112,000
1 ½	1.900	3,600	86,400	3,600	7,200	86,400	86,400	3,600	86,400
2	2.375	2,000	58,800	2,100	4,200	58,800	58,800	2,100	58,800
2 ½	2.875	1,460	40,880	1,460	2,290	40,880	40,880	1,460	40,880
3	3.500	920	25,760	920	1,840	25,760	25,760	920	25,760
4	4.500	580	16,240	580	1,160	16,240	16,240	580	16,240
4 ½	4.950	580	13,920					580	13,920
5	5.563	460	11,040	460	920	11,040	11,040	460	11,040
6	6.625	400	8,000	280	560	7,840	7,840	400	8,000
8	8.625	200	4,000	200	400	4,000	4,000	200	4,000
10	10.750	240	2,880	240	160 / 120	2,880	2,880	240	2,880
12	12.750	80 / 160	2,240	160	160 / 120	2,240	1,960	80 / 160	2,240
15 (PIP)	15.300			120	NA	1,440	NA		
14	14.000	120	1,440	120	NA	1,440	NA	120	1,440
16	16.000	120	1,440	120	NA	1,440	NA	120	1,440

Sizes may be combined to make a truckload; however, pallets may not be broken. Standard laying length is 20 feet. 40-foot lengths are available in sizes 1 ½-inch through 12-inch on special order.

PVC C-900 / C-905 PRESSURE PIPE
Truckload Data

Size Inches	O.D. Inches	Feet Per Pallet	Feet Per Truckload
4	4.800	580	16,240
6	6.900	560	6,720
8	9.050	200	4,000
10	11.100	240	2,880
12	13.200	120 / 160	1,960
14	15.300	120	1,400
16	17.400	40 / 60	1,000
18	19.500	80 / 60	800
20	21.600	80	640
24	25.800	60	360

*The
Benchmark
of Quality*



Northern Pipe Products Inc.

1302 39th ST N, Fargo, ND 58102-2808
phone 701-282-7655 • toll free 800-747-7655 • fax 701-282-2887
www.northernpipe.com

PVC — DRAIN • WASTE • VENT — SCH. 40
ASTM D-2665
Product Data

Size	O.D.	Wall	I.D.	Wt./Ft.	Ft./Pallet	Length	Ft./T.L.*
1¼"	1.660	.140	1.380	.437	3,920	20	109,760
1½"	1.900	.145	1.610	.523	1,510	10	84,560
					3,020	20	
2"	2.375	.154	2.067	.703	1,050	10	58,800
					2,100	20	
3"	3.500	.216	3.068	1.457	460	10	25,760
					920	20	
4"	4.500	.237	4.026	2.08	290	10	16,240
					580	20	
6"	6.625	.280	6.065	3.65	200	10	8,000
					400	20	
8"	8.625	.322	7.981	5.49	200	20	4,000
10"	10.750	.365	10.020	7.79	240	20	2,880
12"	12.750	.406	11.938	10.30	80 / 160	20	2,240

*An average truckload consists of 56 pallets (10 ft. lengths).

Sizes may be combined to make up a truckload; however, pallets may not be broken.

Northern Pipe Products DWV meets or exceeds the requirements of the following standards:

ASTM D-1785
ASTM D-2665
NSF - dwv
NSF - pw

Northern DWV is dual marked and may be used for pressure applications according to the following chart:

Size	1¼	1½	2	3	4	6	8	10	12
Pressure Rating at 73°F.	370 psi	330 psi	280 psi	260 psi	220 psi	180 psi	160 psi	140 psi	130 psi



**PVC GRAVITY SEWER PIPE
Gasketed Pipe Product Data**

Northern Pipe Products PVC Gasketed Sewer Pipe 4-inch through 15-inch meets all dimensional and physical specifications of ASTM D-3034. 18 inch through 24 inch Sewer Pipe meets all dimensional and physical specifications of ASTM F-679. 4-inch through 24-inch sewer pipe products are available with the CSA (Canadian Standards Association) mark of acceptance. All Gasketed Sewer Pipe is manufactured to laying lengths.

ASTM D-3034

Nominal Pipe Size Inches	Pipe O.D. Inches	SDR - 35			SDR-26			SDR-23.5		
		Min Wall Inches	Weight Lbs/ft		Min. Wall Inches	Weight Lbs/Ft		Min. Wall Inches	Weight Lbs/ft	
			14' Length	20' Length		14' Length	20' Length		14' Length	20' Length
4"	4.215	.120	1.04	1.03	.162	1.38	1.36	.178	1.51	1.50
6"	6.275	.180	2.32	2.30	.241	3.08	3.06	.265	3.36	3.34

Note: 4" and 6" diameter SDR 28 with the Canadian Standards Association mark of acceptance is available on special order.

ASTM D-3034

Nominal Pipe Size Inches	Pipe O.D. Inches	SDR - 41			SDR-35			SDR-26		
		Min Wall Inches	Weight Lbs/ft		Min. Wall Inches	Weight Lbs/Ft		Min. Wall Inches	Weight Lbs/ft	
			14' Length	20' Length		14' Length	20' Length		14' Length	20' Length
8"	8.400	.205	3.59	3.54	.240	4.18	4.13	.323	5.57	5.50
10"	10.500	.256	5.61	5.54	.300	6.55	6.46	.404	8.74	8.64
12"	12.500	.305	7.96	7.85	.360	9.36	9.22	.481	12.41	12.28
15"	15.300	.375	12.03	11.85	.437	13.97	13.75	.588	18.65	18.40

ASTM F-679

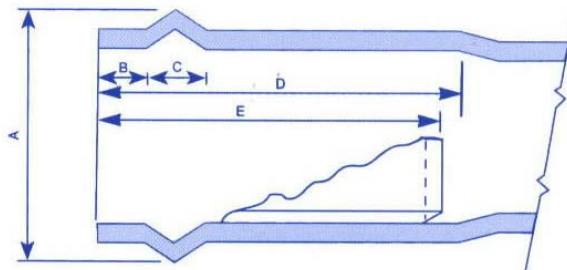
Nominal Pipe Size Inches	Pipe O.D. Inches	SDR - 41			SDR-35			SDR-26		
		Min Wall Inches	Weight Lbs/ft		Min. Wall Inches	Weight Lbs/Ft		Min. Wall Inches	Weight Lbs/ft	
			14' Length	20' Length		14' Length	20' Length		14' Length	20' Length
18"	18.701	--	--	--	0.536	21.03	20.70	.720	27.90	27.51
21"	22.047	--	--	--	0.632	29.62	--	.849	39.40	--
24"	24.803	--	--	--	0.711	37.40	--	.954	49.80	--

Northern Pipe Products employs the Rieber Gasket System. The Rieber joining system is a factory made "locked-in" flexible elastomeric seal. The gasket is installed in the bell race during manufacture of the joint. It should not be removed for any reason, destruction of the joint occurs.



D-3034 GASKET JOINT PVC SEWER PIPE

Northern Pipe Products PVC Gasketed Sewer Pipe is made from gasketed joints conforming to ASTM D-3212 (Standard Specifications for Drain and Sewer Plastic Pipes Using Flexible Elastomeric Seals). All gaskets conform to ASTM F-477 (Standard Specification for Elastomeric Seals for Joining Plastic Pipe). Spigot ends are beveled and insertion depths are marked for correct installation. Northern Pipe Products employs the Rieber Gasket System. The Rieber joining system is a factory made "locked-in" flexible elastomeric seal. The gasket is installed in the bell race during manufacture of the joint. It should not be removed for any reason; destruction of the joint occurs.



- A. Gasket Groove (Race) O.D.
- B. Lip Length
- C. Gasket Groove (Race) Length
- D. Overall Joint Depth
- E. Spigot Insertion Depth

**Locked-In Gasket
Gasketed Joint**

Sizes 4" through 24"

LOCKED-IN GASKET JOINT

Pipe Size Inches	DIMENSION IN INCHES				
	A	B	C	D	E
4	5.300	1.000	.750	4.000	3.000
6	7.500	1.250	.875	4.250	4.000
8	10.000	1.500	.875	5.625	5.250
10	12.350	1.500	1.000	6.250	5.250
12	14.500	1.500	1.125	6.375	6.250
15	17.500	1.750	1.400	7.000	6.500
18	21.125	2.000	1.500	7.500	7.500
21	24.750	3.000	1.725	10.000	10.000
24	27.750	3.000	1.900	10.000	10.000



**PVC GRAVITY SEWER PIPE
ASTM D-3034 PSM
Belled End Pipe Product Data**

Northern Pipe Products PVC Belled Sewer Pipe is made from compounds conforming to requirements of ASTM D-1784 and meets all dimensional and physical specifications of ASTM D-3034. 4-inch through 6-inch is manufactured in 10-foot overall lengths, while 8-inch through 15-inch is 13-foot laying length.

Size	SDR	O.D.	Wall	Wt./Ft.	Length	Ft./Pallet	Ft./T.L.
4"	35	4.215	.120	1.01	10'	630'	20,160'
4"	35	4.215	.120	1.01	20'	1260'	20,160'
4"	26	4.215	.162	1.35	10'	630'	20,160'
6"	35	6.275	.180	2.26	10'	330'	7,920'
6"	35	6.275	.180	2.33	14'	462'	8,316'
6"	26	6.275	.241	3.00	10'	330'	7,920'
8"	35	8.400	.240	4.17	14'	336'	6,048'
10"	35	10.500	.300	6.55	14'	168'/210'	3,402'
12"	35	12.500	.360	9.41	14'	112'	2,688'
15"	35	15.300	.437	14.16	14'	84'	1,512'

**PVC DRAINAGE PIPE
ASTM D-2729 PSM
Belled End Pipe Product Data**

Size	O.D.	Wall	Wt./Ft.	Length	Ft./Pallet	Ft./T.L.
4"	4.215	.075	.64	10'	630'	20,160'
6"	6.275	.100	1.27	10'	330'	7,920'

**SUPER CFM PVC AIR DUCT
Solvent Weld Joint
Material Specification ASTM D-1784**

Size	O.D.	Wall	I.D.	Wt./Ft.	PC/ Pallet	Length	Ft./Pallet	Ft./T.L.
6"	6.275	.100	6.075	1.27	33	10'	330'	7,920'
8"	8.400	.125	8.150	2.19	18	12' 6"	225'	5,400'
10"	10.500	.150	10.200	3.30	12 / 15	12' 6"	150' / 187.5'	3,037.5'
12"	12.500	.180	12.140	4.75	8	12' 6"	100'	2,400'
15"	15.300	.220	14.860	7.18	6	12' 6"	75'	1,350'

Note: 6" length represents overall length. 8" though 15" lengths represent laying length.



PVC PIPE PERFORATION SPECIFICATIONS

PVC DRAINAGE PIPE ASTM D-2729

Size	O.D.	Wall	Length	Rows of Perforations	Hole Size	Hole Spacing Per Row Inches	Feet Per Pallet
4	4.215	.075	10'	2	3/8"	5	630'
6	6.275	.100	10'	2	3/8"	5	330'

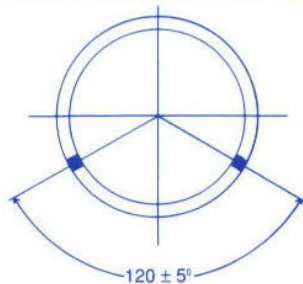
PVC HIGHWAY UNDERDRAIN SYSTEMS ASTM F-758

Size	O.D.	Wall	Length	Rows of Perforations	Hole Size	Hole Spacing Per Row Inches	Feet Per Pallet
4	4.215	.120	10'	4	1/4"	3	630'
6	6.275	.180	10'	4	1/4"	3	330'

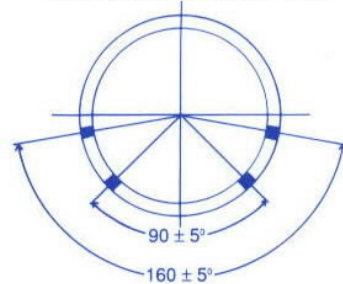
PVC SDR 35 SEWER PIPE ASTM D-3034

Size	O.D.	Wall	Length	Rows of Perforations	Hole Size	Hole Spacing Per Row Inches	Feet Per Pallet
4	4.215	.120	10'	2	3/8"	5	630'
6	6.275	.180	10'	2	3/8"	5	330'

Typical 2-Row Pattern
Conforms to ASTM D-2729



Typical 4-Row Pattern
Conforms to ASTM F-758





**PVC SEWER PIPE
ASTM D-3034
Gasketed Pipe Truckload Data**

Size Inches	O.D. Inches	Length Feet	SDR-35 Wt./Ft. Pounds	SDR-26 Wt./Ft. Pounds	SDR-23.5 Wt./Ft. Pounds	PC/Pallet	Ft./Pallet	Ft./T. L.
4	4.215	14	1.04	1.38	1.51	63	882	21,168
4	4.215	20	1.03	NA	1.50	63	1,260	20,160
6	6.275	14	2.32	3.08	3.36	40	560	10,080
6	6.275	20	2.30	3.06	3.34	40	800	9,600

Size Inches	O.D. Inches	Length Feet	SDR-41 Wt./Ft. Pounds	SDR-35 Wt./Ft. Pounds	SDR-26 Wt./Ft. Pounds	PC/Pallet	Ft./Pallet	Ft./T.L
8	8.400	14	3.59	4.18	5.57	24	336	6,048
8	8.400	20	3.54	4.13	5.50	24	480	5,760
10	10.500	14	5.61	6.55	8.74	12 / 15	168 / 210	3,402
10	10.500	20	5.54	6.46	8.64	12 / 15	240 / 300	3,240
12	12.500	14	7.96	9.36	12.41	8	112	2,688
12	12.500	20	7.85	9.22	12.28	8	160	2,560
15	15.300	14	12.03	13.97	18.65	6	84	1,512
15	15.300	20	11.85	13.75	18.40	6	120	1,440
18	18.701	14	NA	21.03	27.90	2 / 3	28 / 42	1,050
18	18.701	20	NA	20.70	27.51	2 / 3	40 / 60	1,000
21	22.047	14	NA	29.62	39.40	4	56	672
24	24.803	14	NA	37.40	49.80	4	56	672

Sizes may be combined to make up a truckload. However, pallets may not be broken.
NA denotes Not Available.